

Switch to porcelain

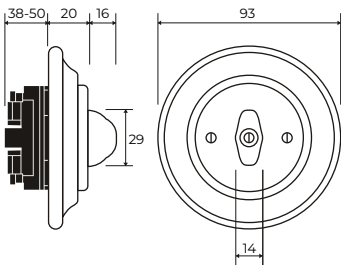
KATY  
PATY



# Porcelain switches - switch rotary

# ROO

### DIMENSIONS



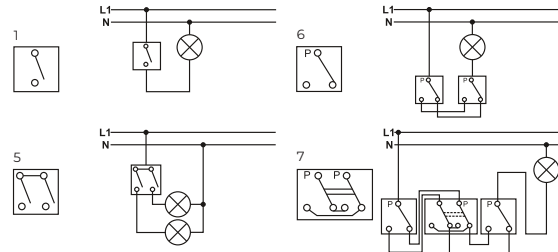
### VOLTAGE

220 – 250 V AC, 10A, IP20



CERTIFICATE

### WIRING DIAGRAM



### OPTIONS



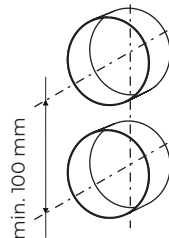
### MACHINE & WARRANTY

O3ZOR



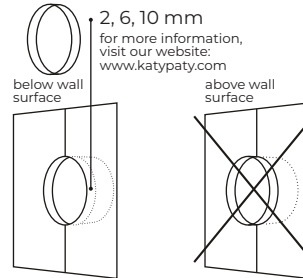
Extended warranty:  
for porcelain: 50 years  
for el. machine: 10 years

### DISTANCE BETWEEN BOXES



### GAP

for gap below the wall surface  
use following reduction



### COLORS (SURFACE)

Glossy  
Matt

### SCREWS



Stainless  
Black  
Silver  
Brass  
White

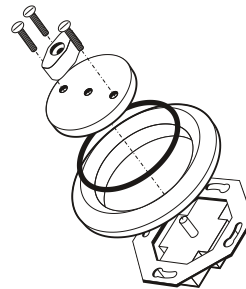
### TIGHTENING TORQUE



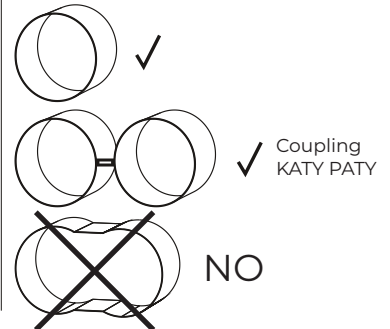
Tightening torque  
for porcelain **max** 0,1N

Tightening torque  
for wirings **max** 1N

### ASSEMBLY



### COMPATIBILITY OF BOXES

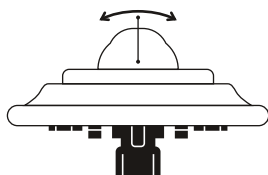


### FRAGILE



HANDLE WITH CARE

### BLOCKED FOR TRANSPORT



Good working only  
after montage on the wall

Weight: 220g